



# VHX-60C-PU

Dakota Digital VHX Instrument Installation  
For '60-63 Chevy Pickup Systems

Your new VHX-60C-PU kit should include:

VHX Display



Universal Sender Pack



Switch Assembly




CAT5 Cable



(7) 6-20 x 1" Screws & Lock Washers



Foam Tape



Control Box

## Installation

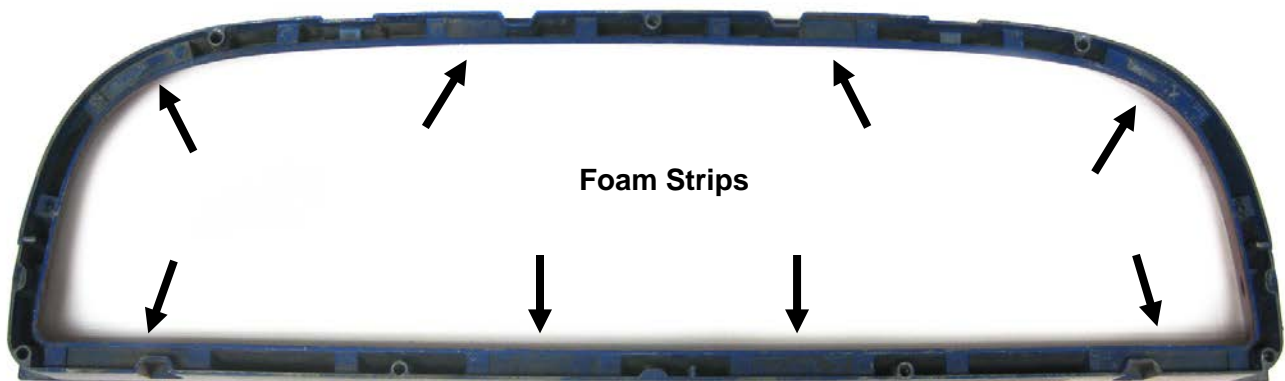
1. Remove the stock gauges from the dash. Remove the seven screws holding the gauges to the bezel on the back of the system



2. Remove the stock gauges, separator plate, and lens from the bezel. The only item to be reused is the original front bezel; the other pieces can be discarded. Now is a good time to clean the bezel and remove any dirt or old lens gasket material.



3. Cut the supplied foam into four pieces, so each is about two inches long. Cut them lengthwise to make eight thin strips. Stick the foam strips on all the flat areas on the inside edge of the bezel. This helps prevent lens rattles.




4a. Remove the protective tape from the clear lens and install the VHX system into the bezel. Watch carefully as you insert the system so you don't scratch or damage the lens.



4b. The VHX system should align tightly and the lens should sit flush with the bezel.


5. Secure the VHX system to the bezel with the seven 6-20 x 1" screws and lock washers provided.





6. Connect the CAT5 cable to the system so it can be routed and connected to the control box as the system is re-installed

7. Re-install the cluster into the truck and refer to the main manual for wiring instructions to complete the VHX installation.



**⚠️WARNING:** This product can expose you to chemicals including lead, which is known to the State of California to cause cancer and birth defects or other reproductive harm. For more information go to [www.P65Warnings.ca.gov](http://www.P65Warnings.ca.gov)



4510 W. 61st St. North  
Sioux Falls, SD 57107  
[www.dakotadigital.com](http://www.dakotadigital.com)  
[dakotasupport@dakotadigital.com](mailto:dakotasupport@dakotadigital.com)

Phone (605) 332-6513  
Fax (605) 339-4106

Copyright 2011 - Dakota Digital, Inc.